

Thank you for purchasing the **Wyatt Dining Table**. Before you begin to assemble your new piece of furniture, please check to ensure that all hardware and parts have been supplied. This page lists all contents included in the carton(s).

Follow instructions closely as deviation from them may present a possible safety risk and may void your warranty.

It is recommended that assembly is done on a soft surface such as carpet to avoid any damage.

If you experience any problems with your new purchase please phone Freedom Customer Service (FCS) on 1300 135 588. Customers outside Australia should contact their closest Freedom store.

Care Information

Periodically check and re-tighten any fasteners. Dust weekly using a soft, clean cloth. Do not use harsh abrasives, chemicals or polishes containing silicone. Avoid direct sunlight as this will cause the timber to change colour. It is important to remove moist substances immediately. Use coasters, placemats and table runners to assist in prolonging the life of your product.

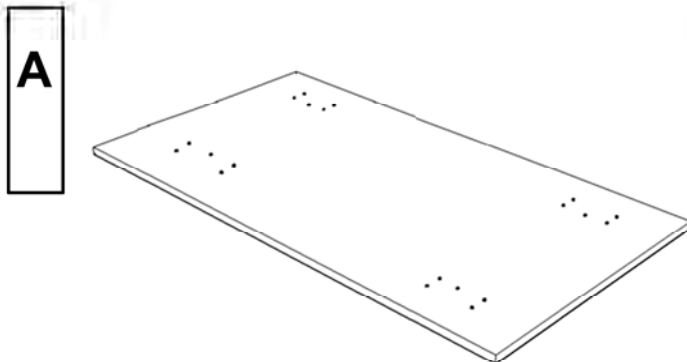
Note: Thank you for purchasing our Wyatt Dining Table. Whilst great care is taken during production, this piece may have some subtle splitting, cracking & chipping that give it an vintage look. Such a look is part of the charm and appeal of this crafted timber product and is not a manufacturing defect.

Hardware (Supplied)

C  **20**

D  **1**

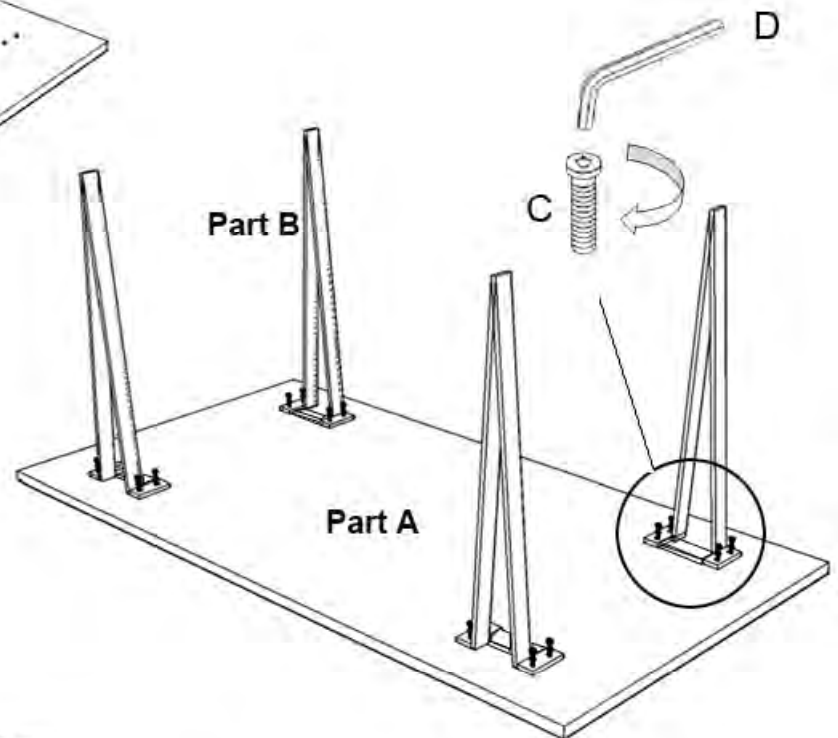
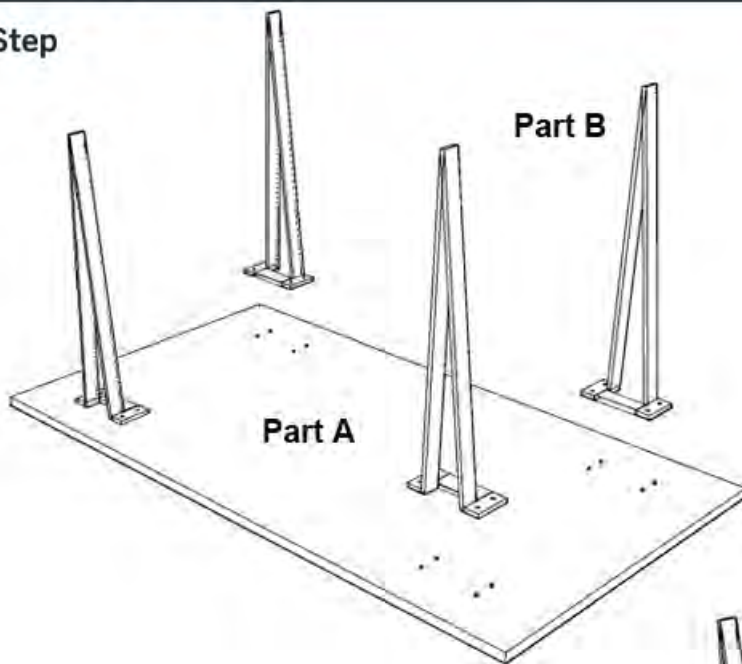
Parts



Wyatt Dining Table 23510784

freedomTM

Step



! Take care when orientating the unit, recommended 2 people to complete.

