

Thank you for purchasing the **PORTER**. Before you begin to assemble your new piece of furniture, please check to ensure that all hardware and parts have been supplied. This page lists all contents included in the carton(s).





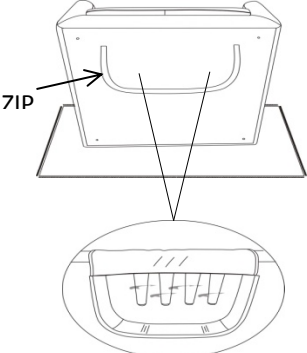
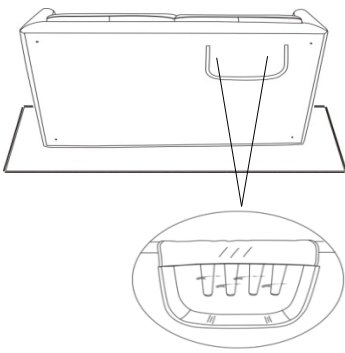
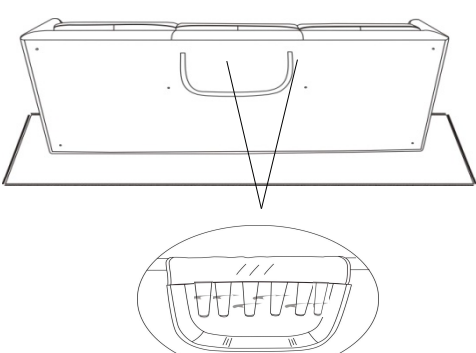
Follow instructions closely as deviation from them may present a possible safety risk and may void your warranty.

It is recommended that assembly is done on a soft surface such as carpet to avoid any damage.

If you experience any problems with your new purchase please phone Freedom Customer Service (FCS) on 1300 135 588. Customers outside Australia should contact their closest Freedom store.

### Care Information

Periodically check and re-tightened any fasteners. Dust weekly with a clean dry duster. Protect from direct and indirect sunlight. Maintain at least 30cm between your leather furniture and heat sources. Use Freedom recommended leather care products designed for your Corrected Grain leather. Use care products strictly in accordance with the manufacturers instructions. Use a leather cleaner to remove dirt and body oil build up. Use a protection cream to guard the leather from stains and help maintain its suppleness.

Parts	1 Seater	2 Seater	3 Seater
 <b>Part A X 4</b>	 <b>Part A X 4</b>	 <b>Part A X 4</b> (Height: 160mm)	 <b>Part B X 2</b> (Height: 150mm)
<b>Step 1</b>			
<b>Step 2</b>	