

- Thank you for purchasing the **Zee sofabed**. Before you begin to assemble your new piece of furniture, please check to ensure that all hardware and parts have been supplied. This page lists all contents included in the carton(s).
- Follow instructions closely as deviation from them may present a possible safety risk and may void your warranty.
- It is recommended that assembly is done on a soft surface such as carpet to avoid any damage.
- If you experience any problems with your new purchase please phone Freedom Customer Service (FCS) on **1300 135 588**.

### Care Information

Periodically check and re-tighten all fasteners. Avoid direct sunlight. Treat spills and stains as soon as they occur. Gently scrape any soil or mop any liquid from the surface of the fabric, apply proprietary cleaning agents strictly according to instructions to remove the residue of the spill. Do not saturate the fabric or interior with water or other cleaning liquids. May be spot cleaned with dry cleaning solvent. Pilling can occur occasionally as a result of normal daily wear and should not be considered as a fault. Fibre pills can be removed by a battery operated pilling tool available from most haberdashery stores.

### Hardware (Supplied)



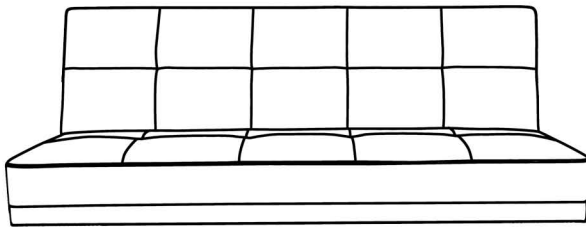
**Ax4pcs**



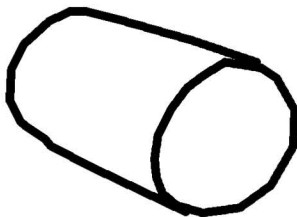
**Bx1pc**

### Tools Required (Not Supplied)


### Parts



**Part 1**

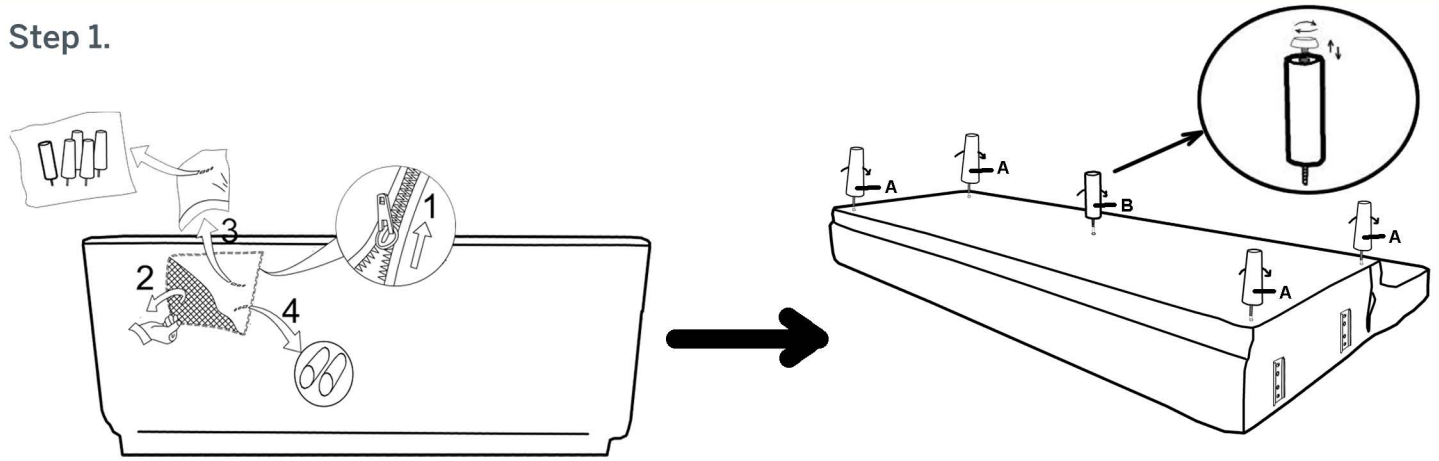


**Part 2**

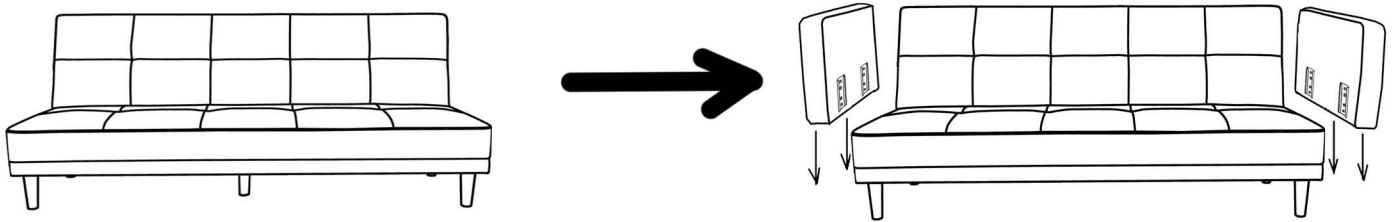


**Part 3**

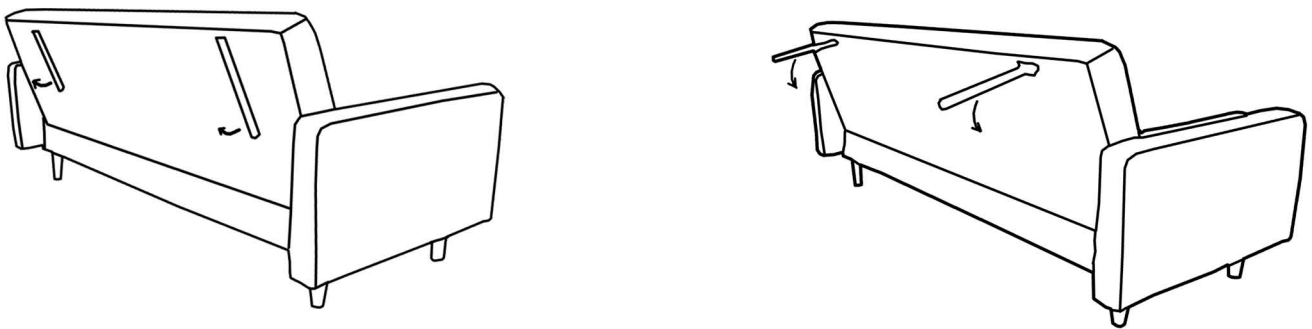
Step 1.



Step 2.



Step 3.



Sofabed Position

