

Zuko Office Chair

23416499

freedom 

Thank you for purchasing the **Zuko Office Chair**. Before you begin to assemble your new piece of furniture, please check to ensure that all hardware and parts have been supplied. This page lists all contents included in the carton(s).

Follow instructions closely as deviation from them may present a possible safety risk and may void your warranty.

It is recommended that assembly is done on a soft surface such as carpet to avoid any damage.

If you experience any problems with your new purchase please phone Freedom Customer Service (FCS) on 1300 135 588. Customers outside Australia should contact their closest Freedom store.

Care Information

Periodically check and re-tighten any fasteners. Wipe down all surfaces weekly with a soft, clean cloth. Do not clean surfaces with harsh abrasives or chemicals. Do not sit on arms. Do not lean or press on the top of the chair back. Take care when getting up and sitting back into the chair. Take care when operating the height adjustment.

Hardware (Supplied)



4xPart A



4xPart B



1xPart C

Tools Required (Not Supplied)

Parts

1xPart D

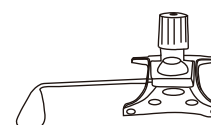


5xPart E



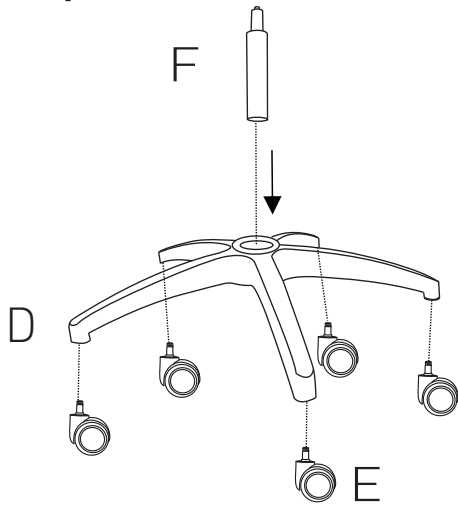
1xPart F

1xPart G

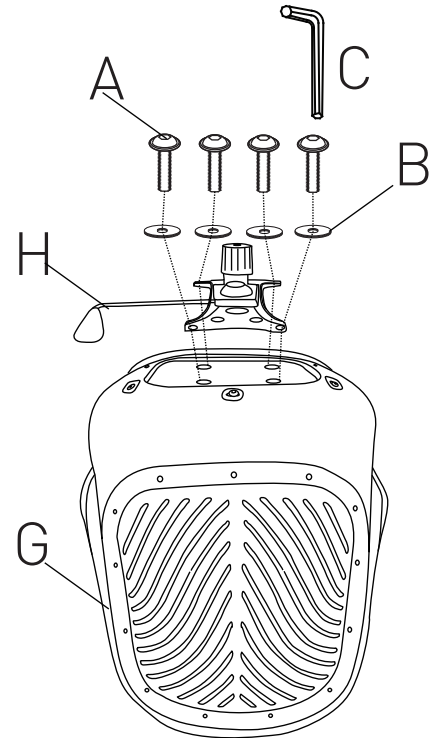


1xPart H

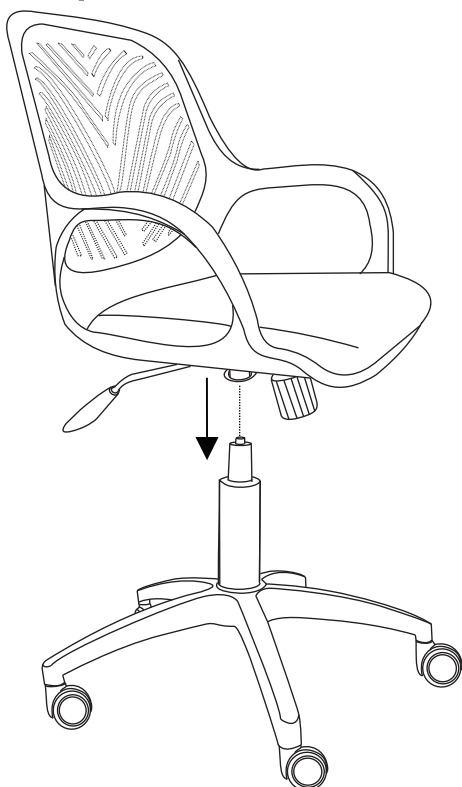
Step: 1



Step: 2



Step: 3



Finished: 4

